






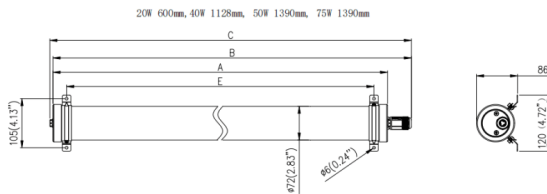
## TUBEPROOF

Item code	86.I008.4401.01
Product type	Indoor
Category	Industrial
Family	TUBEPROOF
Subfamily	TUBEPROOF
Pictograms	<div><div></div><div><div>220 240</div><div>V</div></div><div><div></div><div>850°</div></div><div><div>IK</div><div>09</div></div><div><div>CRI</div><div>80</div></div></div> <div><div></div><div><div></div><div>01</div></div><div><div>On</div><div>Off</div></div><div><div></div></div><div><div>IP</div><div>69</div></div></div> <div><div>50000h L80B10</div></div>

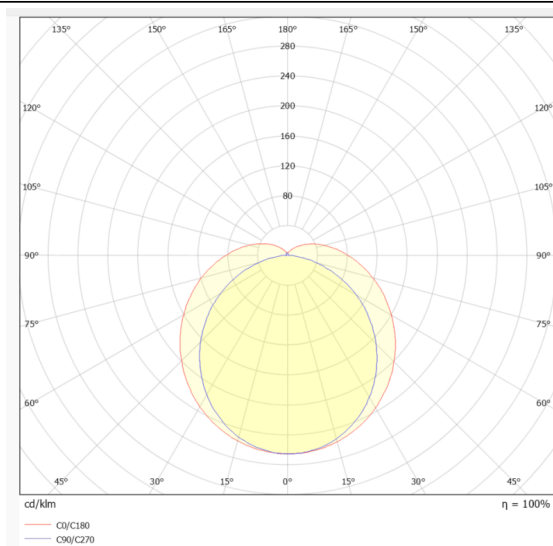
## Dimensions

<b>Product dimensions (mm)</b>	<b>120x86x1390mm</b>
--------------------------------	----------------------

### Scheme



## Photometry



Product	
Real power (W)	75
Real luminous flux (Lm)	12375
Luminous efficiency (Lm/W)	165
Beam angle (°)	120°
Life time (h)	60,000hrs-L90B50
IP	66
Control gear	ON-OFF
Colour temperature (K)	4000
Colour consistency (SDCM)	SDCM3
CRI	80
IK	IK10